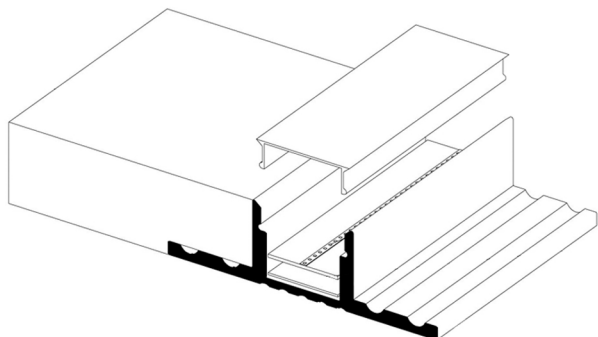


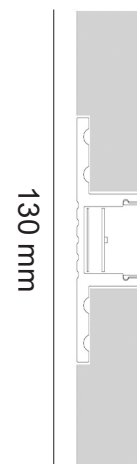
CLA



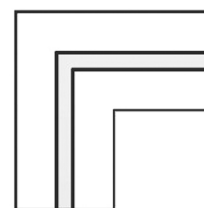
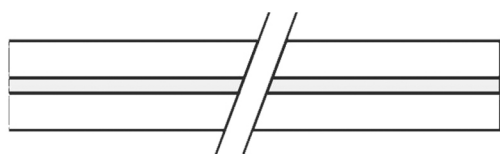
Installazione incasso



Dettaglio installazione incasso



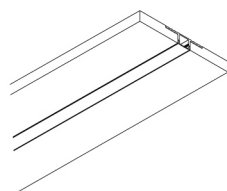
TAGLI SU RICHIESTA



(Taglio 45° per angolo 90°)

ALIMENTAZIONE

Alimentazione remota



Alimentatore 12/24V

