Art. **ROOF-TOP**	**INSTALLAZIONE A PLAFONE**		
Fibrecom ILLUMINAZIONE	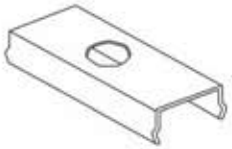	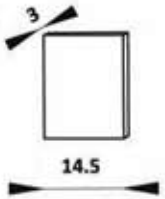	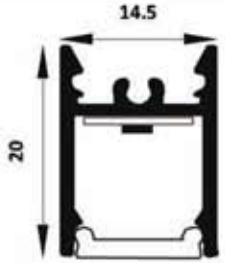 ALIMENTAZIONE DA REMOTO
Quote espresse in mm	Clip di ancoraggio	Testata di chiusura a vista	

DETTAGLIO CLIP

N° clip	mt
2	0,5
3	1
3	1,5
4	2
5	2,5
5	3

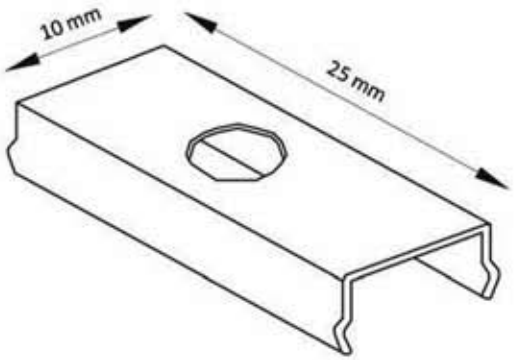

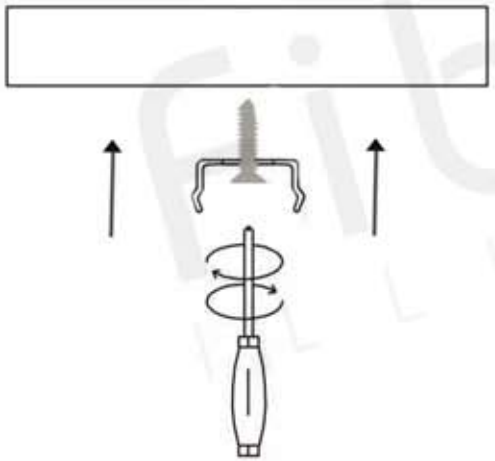

① PASSO
Fissare le clips di ancoraggio al pannello.

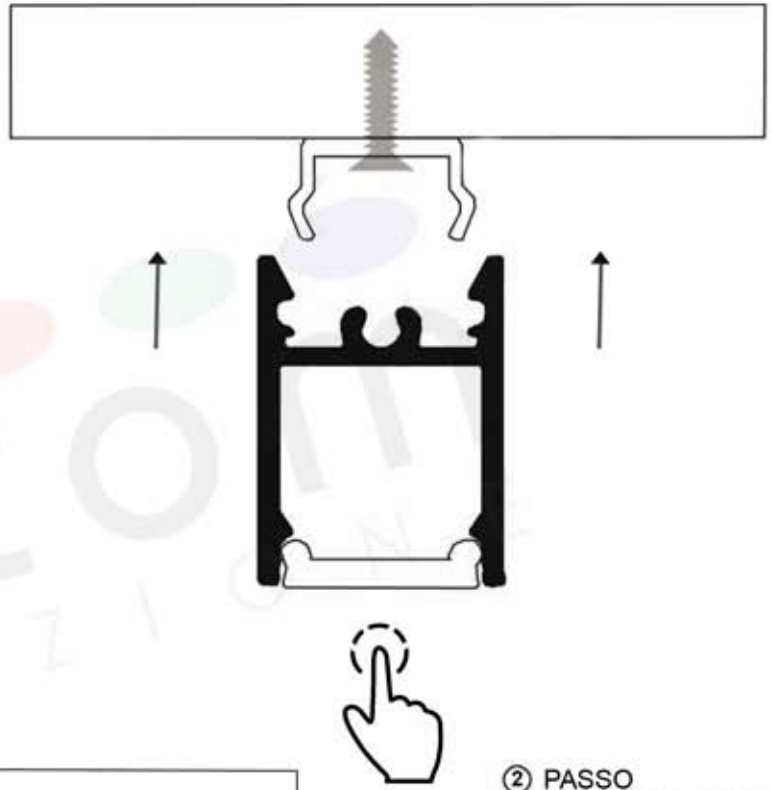

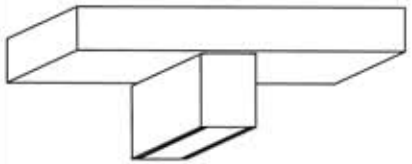

RISULTATO FINALE

② PASSO
Esercitando una leggera pressione , spingere il profilo in alto ad incastro con la clip fino ad ottenere il perfetto ancoraggio.