Art. **I-DEEP M**	**INSTALLAZIONE AD INCASSO**			
Fibrecom ILLUMINAZIONE		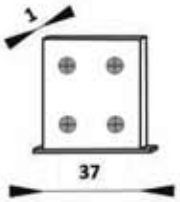	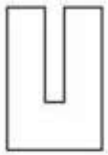	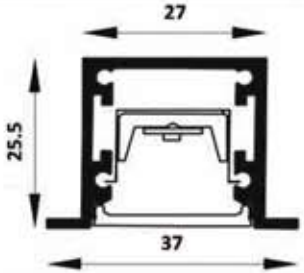
Quote espresse in mm	Staffa per l'incasso	Testata di chiusura	Fermo	ALIMENTAZIONE DA REMOTO

DETTAGLIO STAFFA

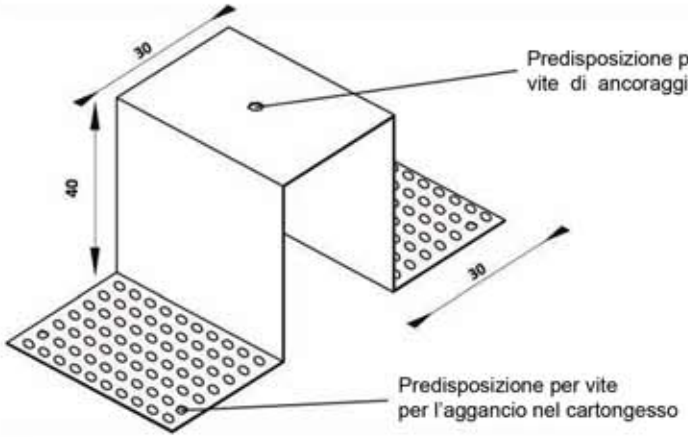

② PASSO
Inserire la scocca preforata nella staffa in corrispondenza delle viti. Avvitare fino a raggiungere l'incasso desiderato.

③ PASSO
Individuata l'altezza giusta, inserire il fermo.

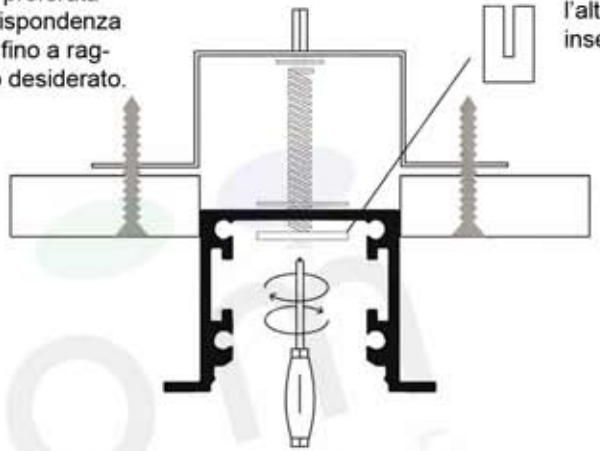

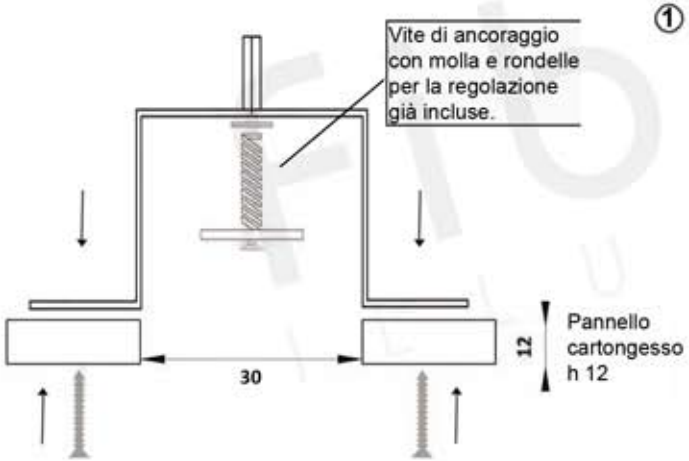

① PASSO
Posizionare la staffa LEVELING SYSTEM nel taglio praticato nel cartongesso e fissarla al pannello.

④ PASSO
Una volta terminato l'aggancio, inserire il profilo interno e spingere fino ad ottenere il "click" di aggancio.Infine inserire la cover.

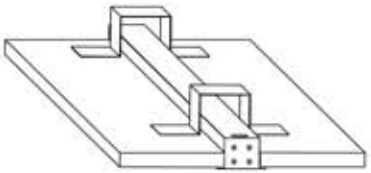
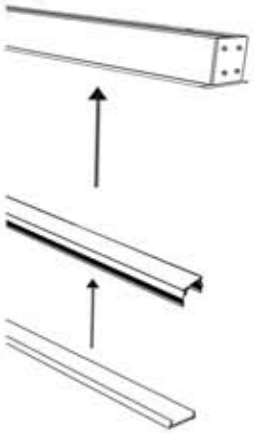
RISULTATO FINALE